



# AdPanel

## PREMIUM LED BACKLIT MEDIA KIOSK

The Britten-designed AdPanel embodies the newest innovation in premium backlit media kiosks. Form meets function with AdPanel, which boasts a crystal clear tempered glass exterior and a robust, internal steel frame. At the heart of the kiosk — available in single- and double-sided options — is a proprietary LED edge-lit core, which evenly and brilliantly illuminates media.

## TOP PRODUCT BENEFITS

- 1 Tempered thick glass panels are crystal clear for **exceptional legibility and a high-end look.**
- 2 Ultra-flat, LED luminescent distribution (5300K) produces a crisp, bright light for **superior color and detail.**
- 3 With an internal ball-bearing sliding system that pulls 100% out from the kiosk, **media is incredibly easy to change.**
- 4 Magnetic retention clips **secure media perfectly every time.**
- 5 The unique, hands-free spring retainer system **ensures all edges of media remain tight-to-glass and wrinkle-free.**



Sleek stainless steel frame has no visible hinges or locks (all internal mechanisms)

Brilliant, evenly dispersed LED lighting is energy efficient and provides low operational cost (50,000 hour lifespan)

Simple side loading graphic installation slides into place

Durable, opaque glass framing can be custom colored to your preference

AdPanel



see other products at [britteninc.com](http://britteninc.com)

Phone 800.426.9496  
Fax 231.941.8299

2322 Cass Road  
Traverse City, MI 49684



## ADPANEL | SPECIFICATIONS

<b>Voltage</b>	120 or 277 VAC input
<b>Brightness</b>	1500 lumens/ft <sup>2</sup>
<b>Lifespan</b>	50,000 hours
<b>Weight (with banner)</b>	430 lbs double-sided / 340 lbs single-sided
<b>Warranty</b>	3 years
<b>UL listed</b>	US & Canada   UL 48 Electrical Signs File #E362117

## ADPANEL | STANDARD SIZES

Standard sizes are detailed below. In addition to these standard sizes, AdPanel can be custom configured\* from: 24" h x 24" w x 1" d to 118" h x 78" w x (depth - 3.5" single-sided / 5.25" double-sided)

\* ADDITIONAL ENGINEERING CHARGES APPLY TO ANY CUSTOM CONFIGURATIONS

Product	Actual Unit Size	Graphic Size	Live Area	Net Weight
<b>Double-Sided AdPanel</b>	78" h x 52" w x 5.25" d	69" h x 47" w	66" h x 44" w	430 lbs
<b>Single-Sided AdPanel</b>	74" h x 51" w x 3 5/8" d	69" h x 47" w	66" h x 44" w	340 lbs



### NEED PRINT?

Britten prints everything in-house, making planning and coordinating your project easier than ever. We use a high-quality backlit film for indoor applications. Contact Britten Studios to order media at 800-426-9496.



## ADPANEL | MOUNTING CONDITIONS

**How is the AdPanel mounted?** AdPanel requires a pre-approved engineered installation drawing prior to delivery, with custom mounting hardware assumed for most installations. The unit must be attached to a solid surface (e.g., wall, floor, column) and can be mounted to concrete, wood, brick, block, metal, and EIFS surfaces. Mounting schemes vary — please consult Britten to discuss your desired application.

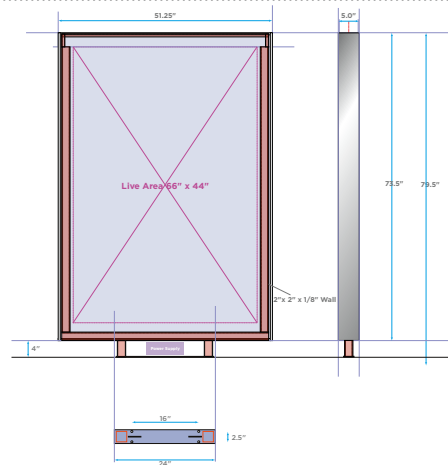
**When should the surface be prepared?** To help with your planning process and project timeline, all wall or floor and electrical preparation should be made prior to the arrival of AdPanel and the Britten install crew.

### FLOOR MOUNT

→ AdPanel can be mounted to the floor (concrete floors with marble facing is a typical surface) via threaded rods:

*3.5" base: Offers the sleekest look.*

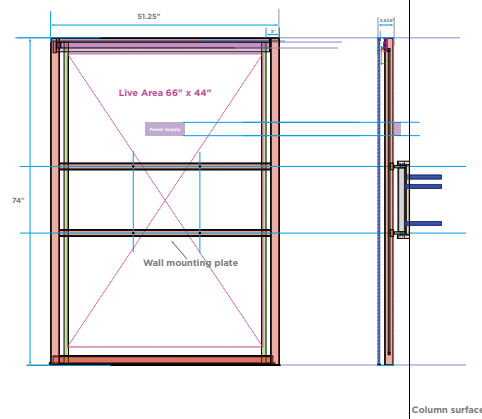
*5-8" base: Guardrail option, with 6,000 lb safety condition.*



### COLUMN MOUNT

→ AdPanel can be mounted to an existing column (shown with custom hardware that extends the frame 4" off the column for a floating effect).

*The power supply for the column mounted unit is internal, located inside the top edge.*

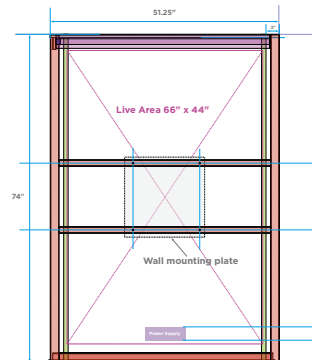


### WALL MOUNT

→ AdPanel can be mounted to a solid wall.

*The power supply for the wall mounted unit is internal, located inside the top edge.*

*Standard frame typically extends 2" off the wall with stainless stand-off rail trim.*





# ADPANEL | COMPONENTS




Media rail



Locking internally-hinged door closure



Opaque glass framing creates clean appearance



LED edge-lit core



AdPanel



see other products at [britteninc.com](http://britteninc.com)

Phone 800.426.9496  
Fax 231.941.8299

2322 Cass Road  
Traverse City, MI 49684




## ADPANEL | MEDIA INSTALL INSTRUCTIONS




**Step 1: Unlock and open hinged door closure**



**Step 2: Slide media arm completely out**



**Step 3: Open clips**  
(note magnetic latch)




**Step 4: Insert media**  
(media registers into fenced corner)



**Step 5: Close latch**  
(4 total latches)



**Step 6: Slide media arm completely back into unit**



**Step 7: Close and lock hinged door closure**

## ADPANEL | ARTWORK DESIGN TEMPLATES

An artwork design template will be provided with each AdPanel. Call Britten for more information.

## ADPANEL | WARRANTY

Britten Services, Inc. offers a conditional 3-year warranty against product design and manufacturing assuming proper installation and proper operational conditions. During the warranty period, Britten Services, Inc. will repair or replace the unit. The warranty only applies to the original purchaser and is in lieu of all other warranties expressed or implied for a period of one year from the date of purchase.

Britten Studios, Inc. will not warranty the following: LABOR associated with the removal or installation of the unit; DAMAGE caused by misuse, neglect abuse, accidents, alterations, corrosive environments, and any other abnormal service conditions.

Claims against the warranty must include: pictures of the installation; written description of the problem; and return material authorization issues by Britten Services, Inc.